

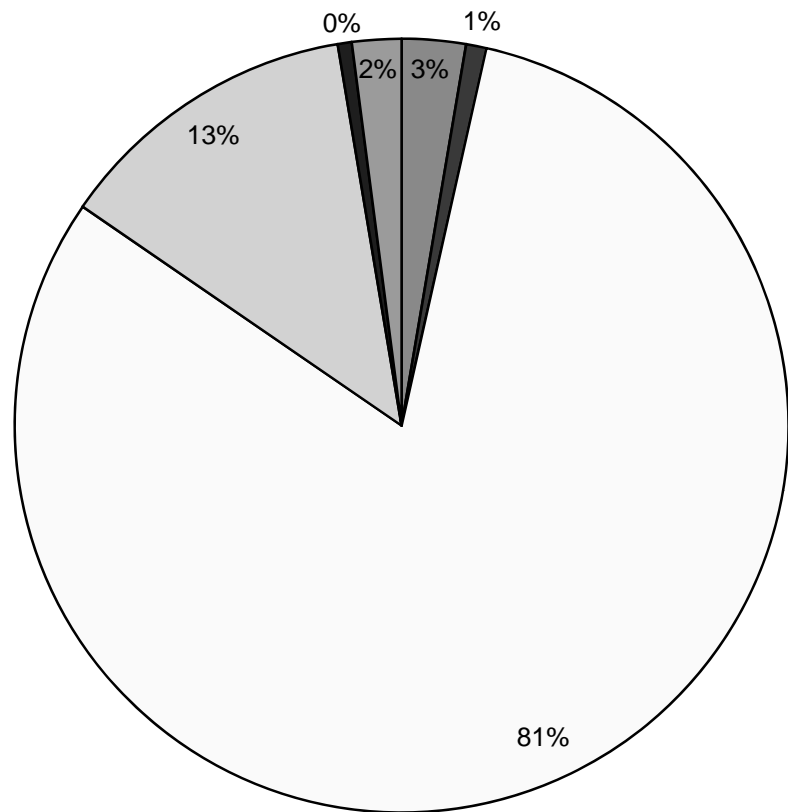
Jan-Dec 2009

NH CORE Energy Efficiency Program - 2009 Budget Details

		(see Note 1)					
	Internal Adm	External Adm	Cust Rebts/Services	Internal Impl.	Marketing	Evaluation	Total
ENERGY STAR Homes	\$ 31,438	\$ 10,049	\$ 954,115	\$ 150,447	\$ 6,905	\$ 24,236	\$ 1,177,189
National Grid	889	7,680	141,955	8,116	6,609	984	166,232
NHEC	6,814	2,369	44,166	38,373	138	2,516	94,376
PSNH	18,163		714,084	81,726	77	16,599	830,649
Unitil	5,573	-	53,910	22,232	81	4,137	85,933
Home Energy Solutions	\$ 57,380	\$ 10,294	\$ 1,631,249	\$ 295,488	\$ 20,206	\$ 173,116	\$ 2,187,732
National Grid	489	4,222	71,101	9,870	3,446	13,488	102,615
NHEC	9,460	2,047	52,874	56,152	1,485	8,944	130,962
PSNH	34,721	3,523	1,404,219	183,781	4,205	146,490	1,776,939
Unitil	12,711	501	103,055	45,685	11,070	4,194	177,216
Energy Star Appliances	\$ 27,652	\$ 8,206	\$ 842,970	\$ 69,995	\$ 25,600	\$ 22,372	\$ 996,795
National Grid	298	2,573	47,123	7,920	11,513		69,427
NHEC	9,612	2,080	83,275	20,190	3,241	3,022	121,420
PSNH	13,349	-	635,562	20,961	4,790	11,690	686,352
Unitil	4,393	3,552	77,010	20,924	6,057	7,660	119,597
Home Energy Assistance	\$ 73,770	\$ 16,108	\$ 2,106,096	\$ 204,965	\$ 1,360	\$ 75,315	\$ 2,477,614
National Grid	1,381	11,935	220,715	229		182	234,442
NHEC	14,473	3,132	124,070	32,637	293	7,080	181,685
PSNH	47,585	-	1,598,424	134,965	1,067	59,936	1,841,978
Unitil	10,331	1,041	162,887	37,133	-	8,117	219,509
ENERGY STAR Lighting	\$ 36,468	\$ 6,877	\$ 820,811	\$ 107,975	\$ 57,848	\$ 33,783	\$ 1,063,762
National Grid	152	2,026	23,593	7,516	15,391		48,678
NHEC	7,008	1,517	50,760	20,998	8,348	2,204	90,835
PSNH	21,946	-	668,402	45,778	8,435	27,044	771,605
Unitil	7,362	3,335	78,056	33,683	25,674	4,535	152,644
Other Residential Programs	\$ 20,335	\$ 5,125	\$ 448,865	\$ 118,448	\$ 257	\$ 8,096	\$ 601,126
National Grid							-
NHEC	12,707	2,749	107,362	86,681	257	4,369	214,125
PSNH	7,628	-	320,119	31,767	-	3,727	363,241
Unitil (Home Energy Suite)	-	2,376	21,384	-	-	-	23,760
Total Residential Programs	\$ 247,043	\$ 56,659	\$ 6,804,105	\$ 947,317	\$ 112,177	\$ 336,917	\$ 8,504,218
New Equipment & Construction	\$ 70,645	\$ 42,548	\$ 1,895,447	\$ 346,172	\$ 8,277	\$ 65,424	\$ 2,428,513
National Grid	1,640	41,342	233,408	73,983	122	8,596	359,091
NHEC	6,124	1,264	53,881	17,427	127	2,096	80,919
PSNH	44,709	-	1,554,368	209,044	230	39,904	1,848,255
Unitil	18,172	(58)	53,790	45,718	7,798	14,828	140,248
Large C&I Retrofit	\$ 74,882	\$ 22,016	\$ 2,286,829	\$ 508,100	\$ 49,682	\$ 62,915	\$ 3,004,424
National Grid	1,818	14,673	291,221	67,935	2,669	7,573	385,889
NHEC	10,068	2,078	84,812	34,453	209	3,446	135,066
PSNH	53,051	5,100	1,719,427	349,100	695	41,107	2,168,481
Unitil	9,945	165	191,368	56,612	46,109	10,788	314,988
Small Business Energy Solutions	\$ 75,808	\$ 18,189	\$ 2,235,365	\$ 485,402	\$ 5,209	\$ 50,964	\$ 2,870,937
National Grid	1,728	12,407	362,885	8,814	3,479	2,071	391,384
NHEC	7,950	1,641	59,426	40,364	230	2,721	112,332
PSNH	51,125	-	1,576,480	395,086	-	34,111	2,056,802
Unitil	15,005	4,141	236,575	41,137	1,500	12,061	310,419
Other C&I Programs	\$ 12,624	\$ 2,679	\$ 409,670	\$ 41,648	\$ 98	\$ 24,491	\$ 491,211
National Grid							-
NHEC	1,454	300	10,032	7,296	30	498	19,610
PSNH (Education, RFP, Smart Start)	11,170	-	378,227	34,352	68	23,993	447,811
Unitil (Education, C&I Energy Suite)	-	2,379	21,411	-	-	-	23,790
Total Non-Residential Programs	\$ 233,959	\$ 85,431	\$ 6,827,311	\$ 1,381,322	\$ 63,266	\$ 203,794	\$ 8,795,084
TOTAL (Both Sectors)	\$ 481,002	\$ 142,090	\$ 13,631,417	\$ 2,328,640	\$ 175,443	\$ 540,711	\$ 17,299,302

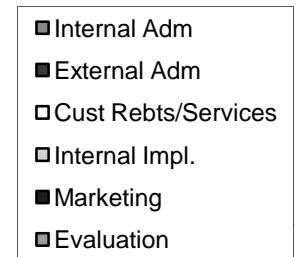
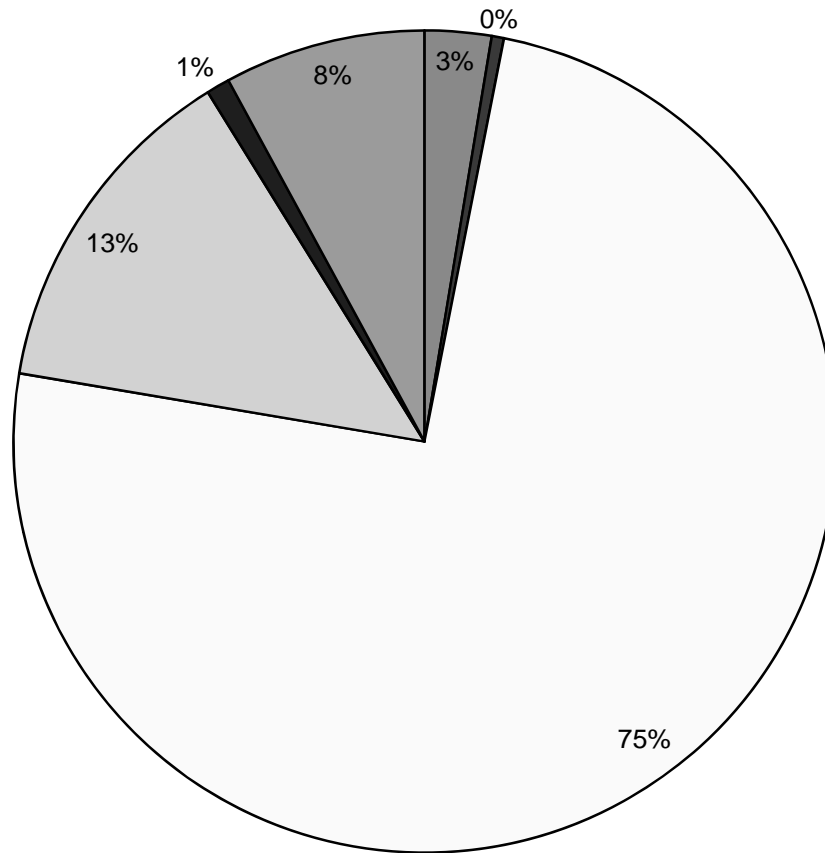
Note 1: Evaluation amounts are based on 5% of total budgets. Actual program expenses will vary from numbers shown.

Energy Star Homes

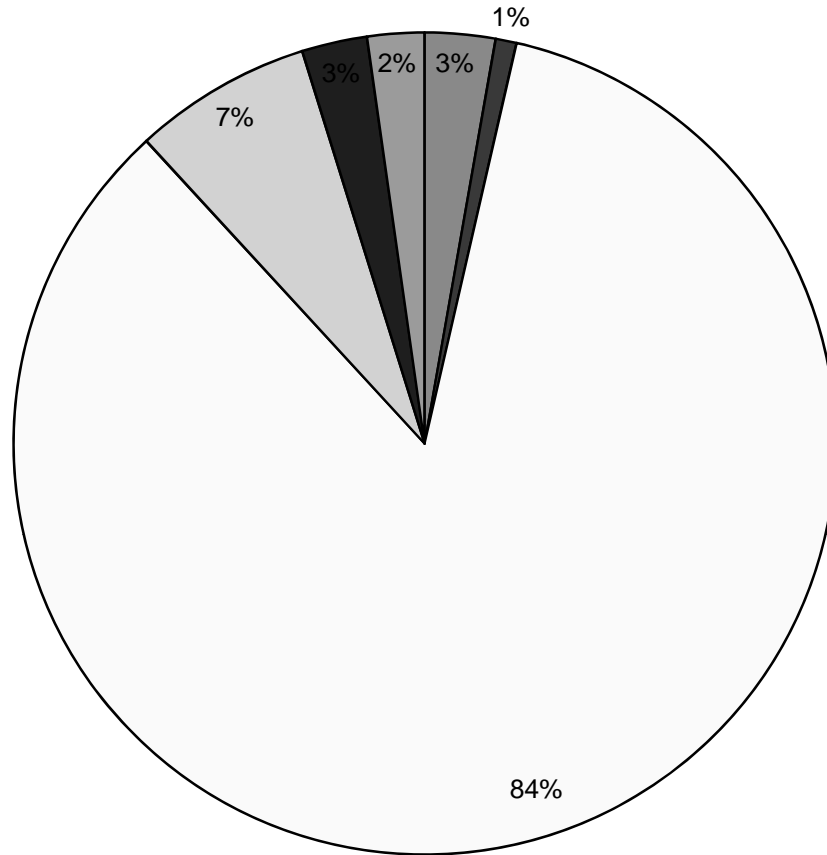


- Internal Adm
- External Adm
- Cust Rebts/Services
- Internal Impl.
- Marketing
- Evaluation

Home Energy Solutions

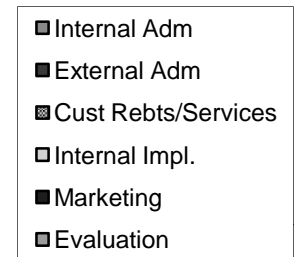
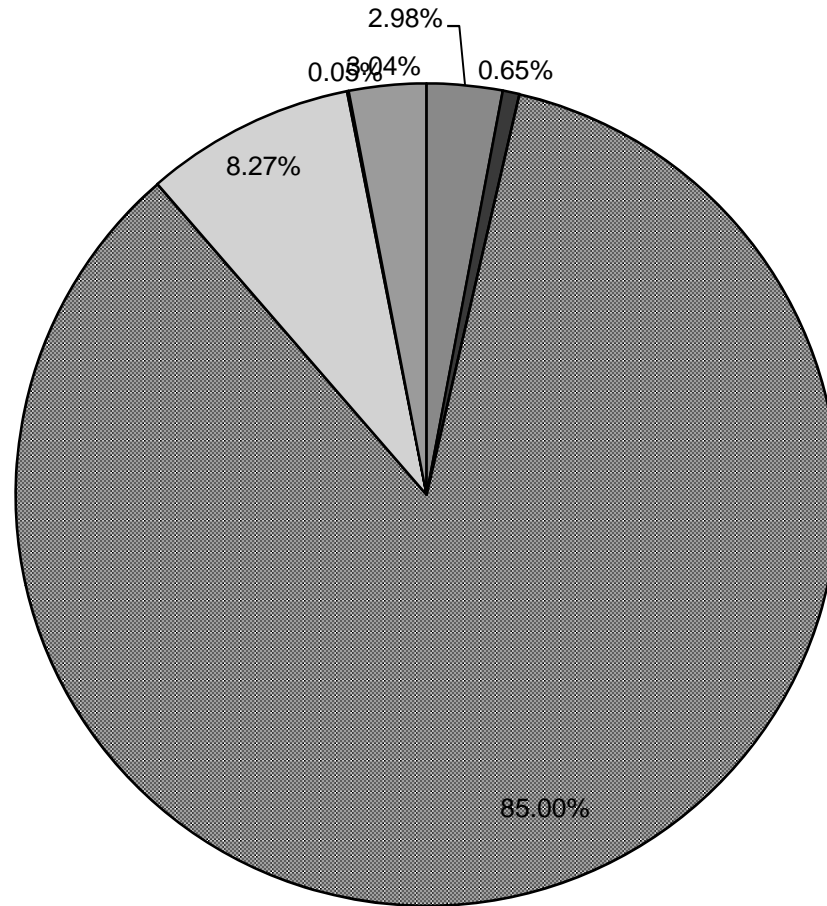


Energy Star Appliances

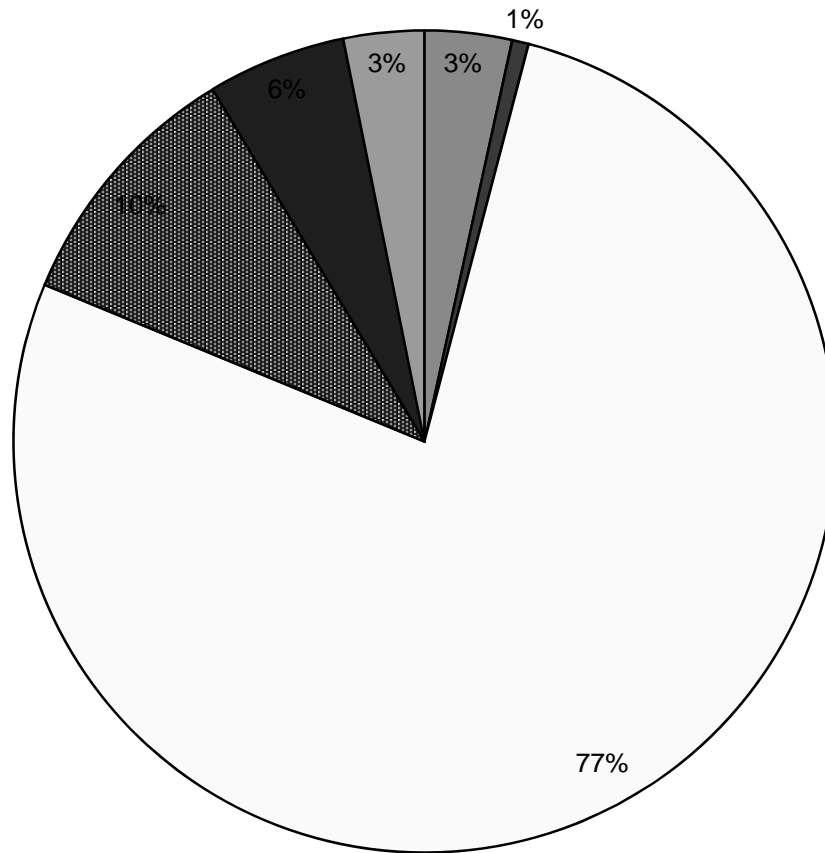


- Internal Adm
- External Adm
- Cust Rebts/Services
- Internal Impl.
- Marketing
- Evaluation

Home Energy Assistance

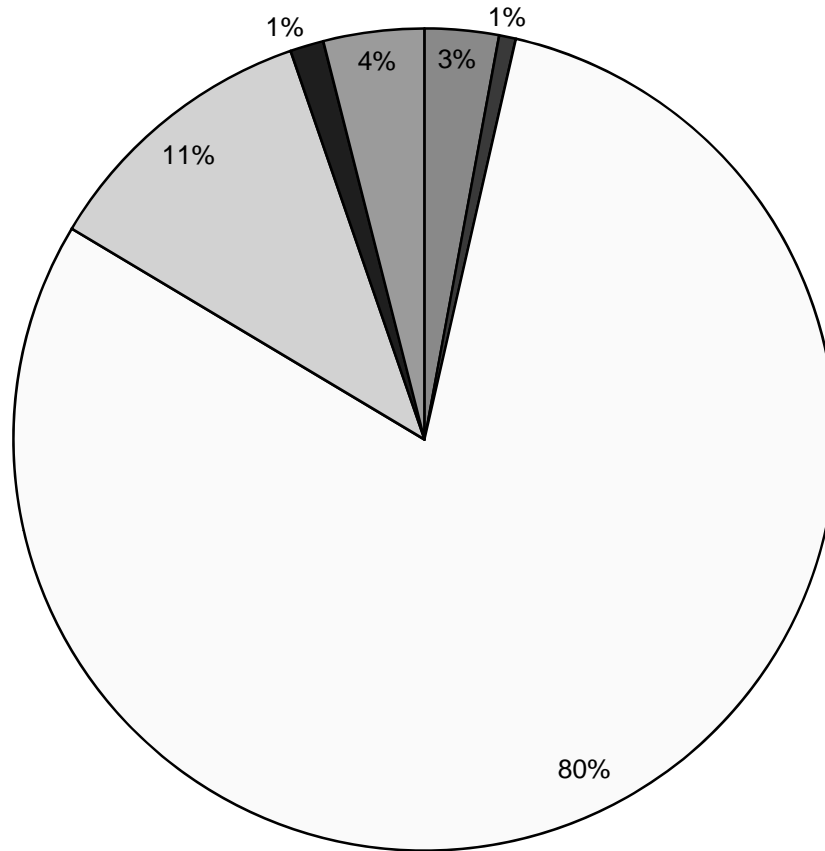


Energy Star Lighting



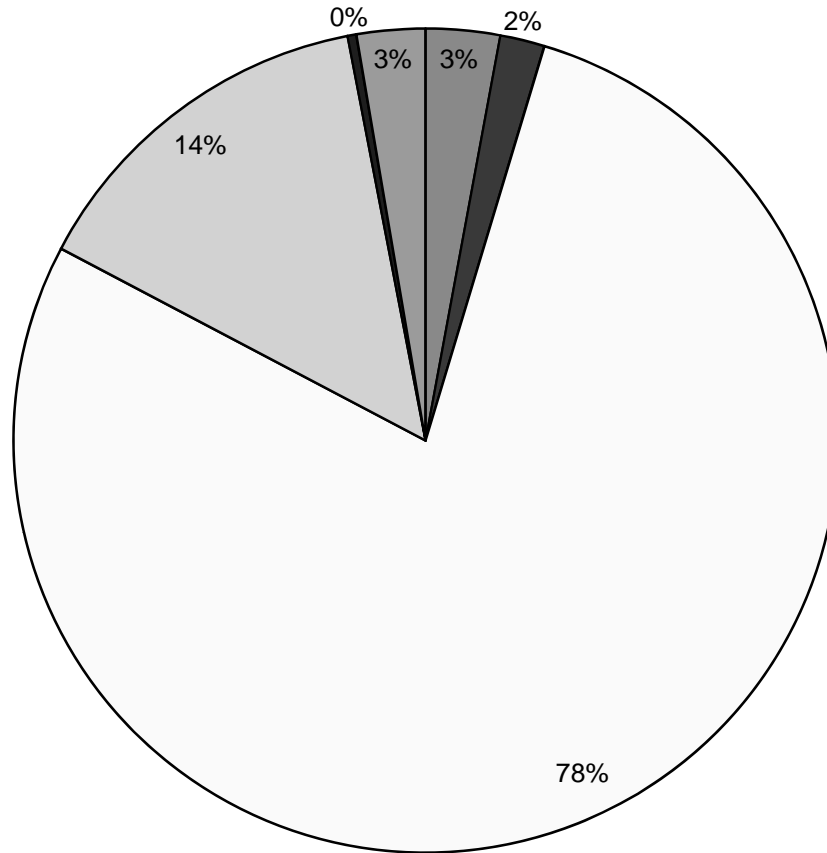
- Internal Adm
- External Adm
- Cust Rebts/Services
- Internal Impl.
- Marketing
- Evaluation

Total Residential Programs



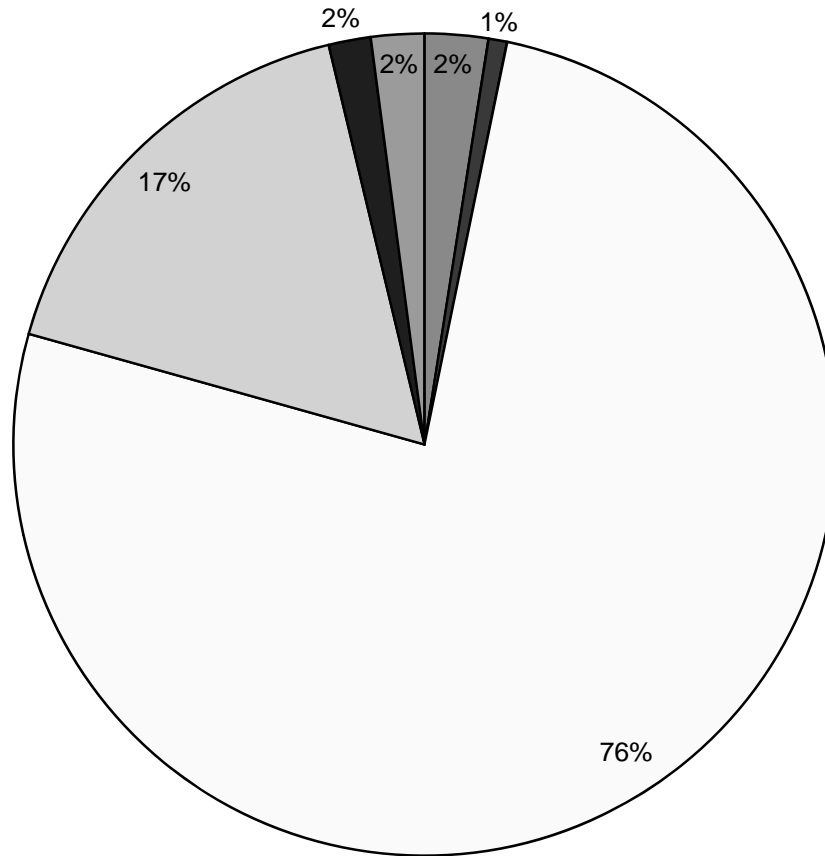
- Internal Adm
- External Adm
- Cust Rebts/Services
- Internal Impl.
- Marketing
- Evaluation

New Construction



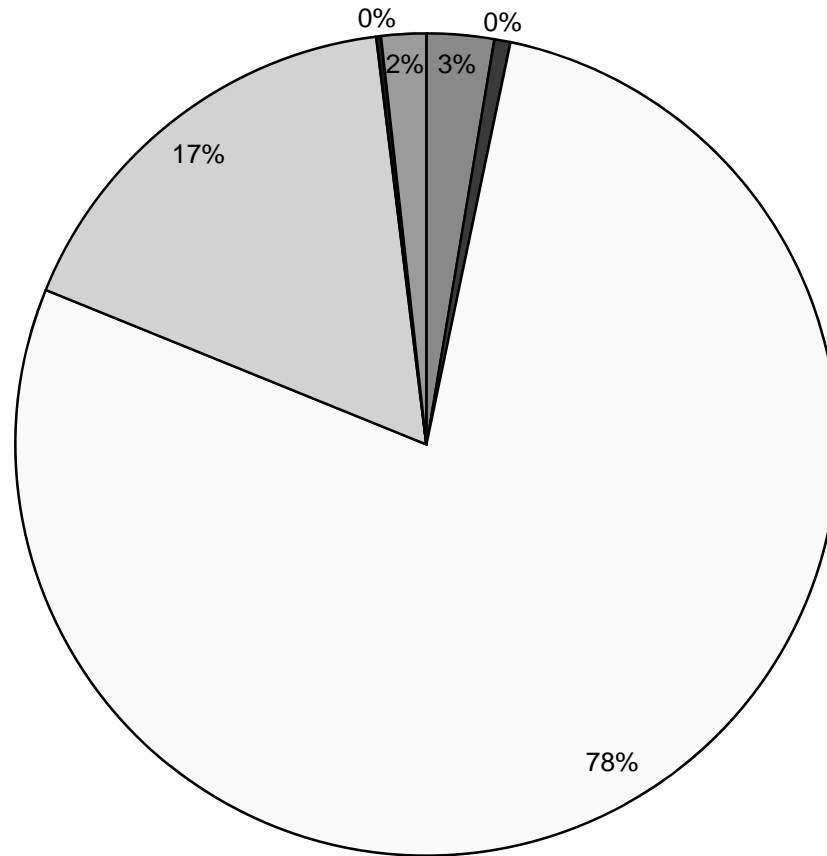
- Internal Adm
- External Adm
- Cust Rebts/Services
- Internal Impl.
- Marketing
- Evaluation

Large Business Energy Solutions



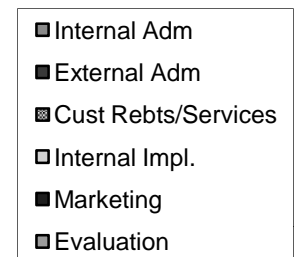
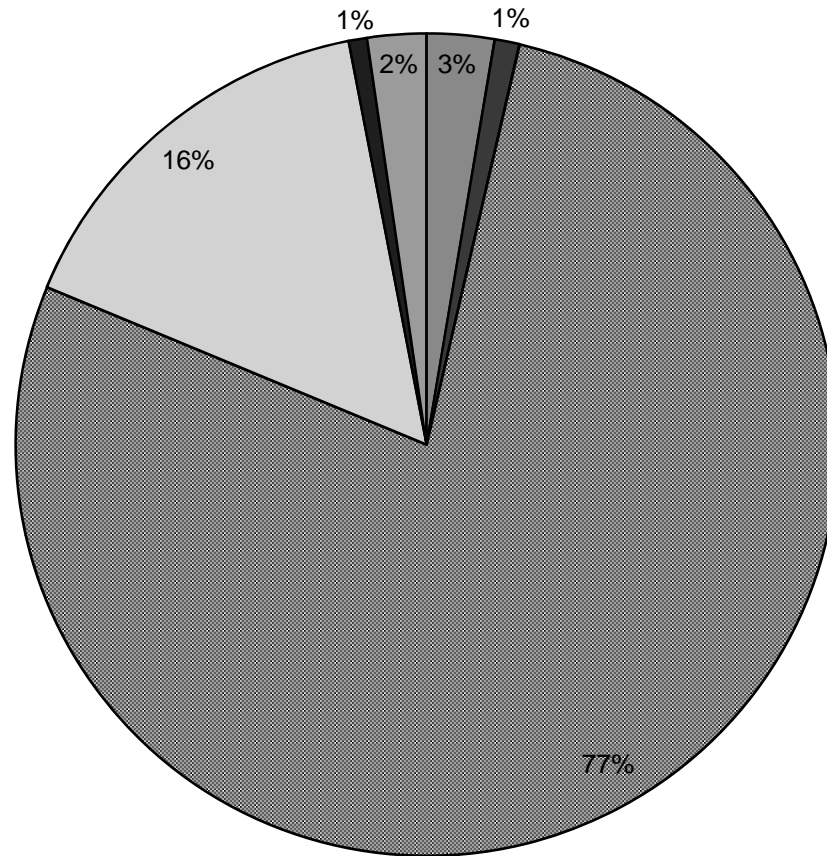
- Internal Adm
- External Adm
- Cust Rebts/Services
- Internal Impl.
- Marketing
- Evaluation

Small Business Energy Solutions

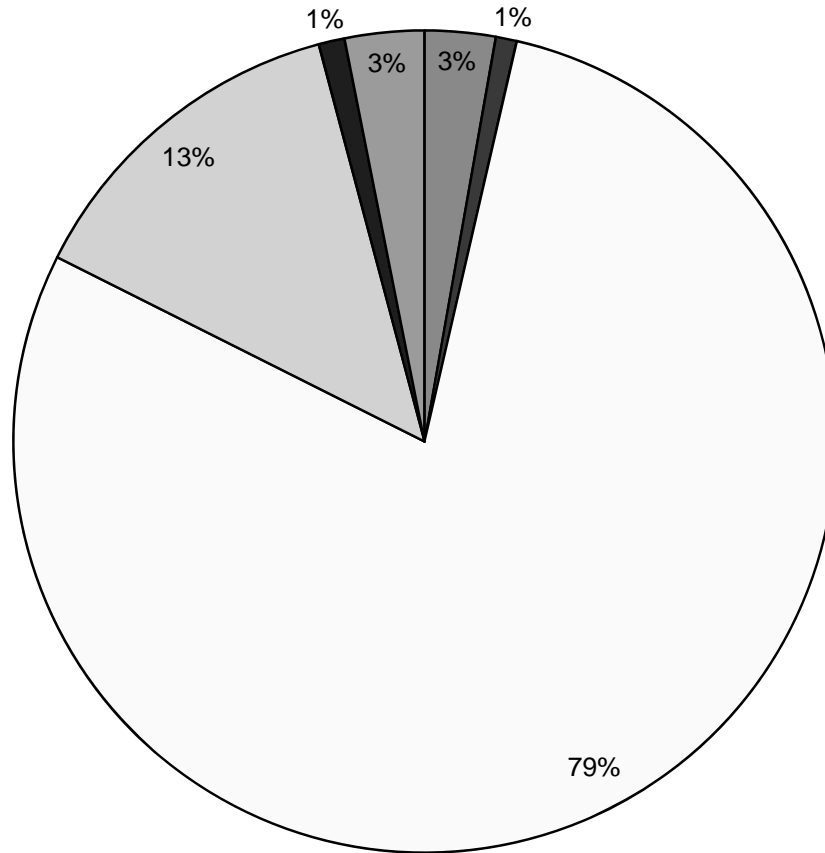


- Internal Adm
- External Adm
- Cust Rebts/Services
- Internal Impl.
- Marketing
- Evaluation

Total Non-Residential Programs



Total Residential and Non-Residential Programs



- Internal Adm
- External Adm
- Cust Rebts/Services
- Internal Impl.
- Marketing
- Evaluation